

WEISS INSTRUMENTS

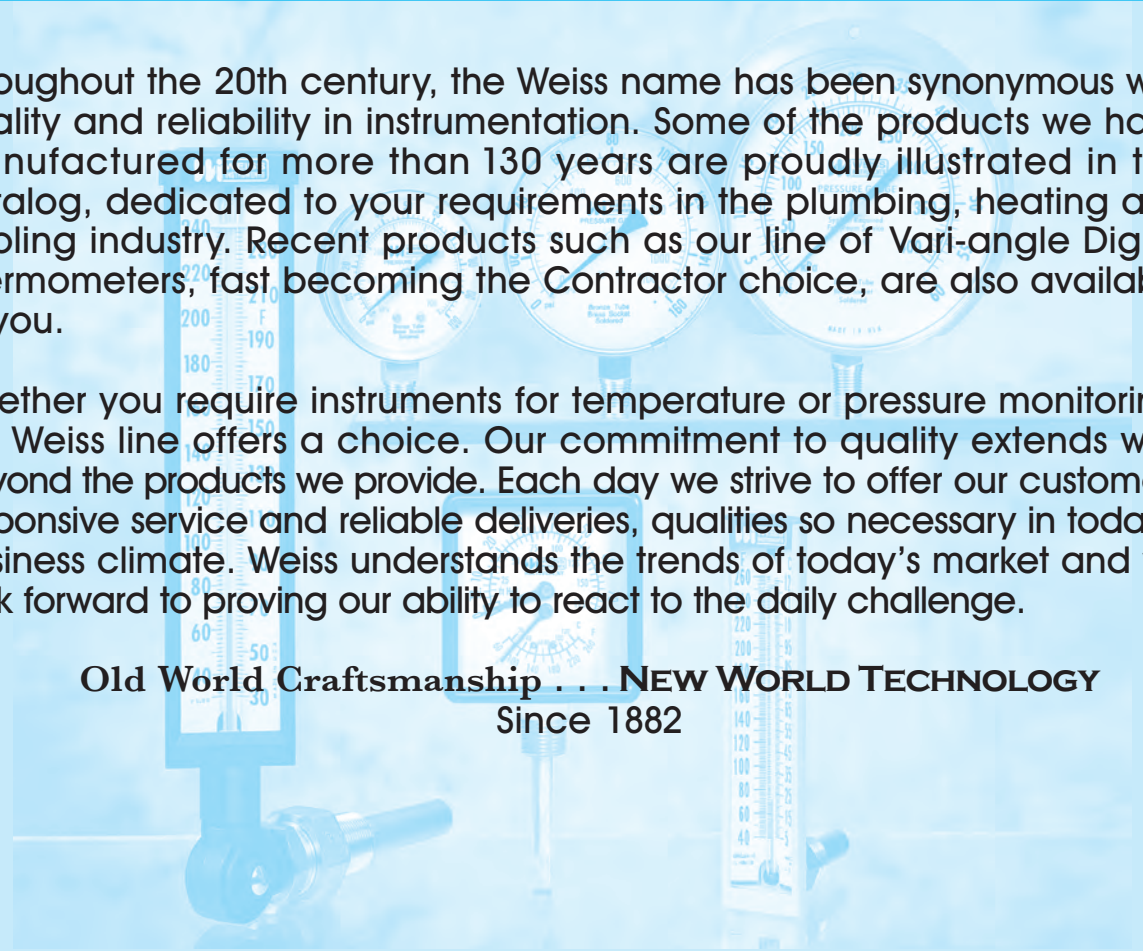
Plumbing

Heating

Cooling

Temperature, Pressure Instruments





Throughout the 20th century, the Weiss name has been synonymous with quality and reliability in instrumentation. Some of the products we have manufactured for more than 130 years are proudly illustrated in this catalog, dedicated to your requirements in the plumbing, heating and cooling industry. Recent products such as our line of Vari-angle Digital Thermometers, fast becoming the Contractor choice, are also available to you.

Whether you require instruments for temperature or pressure monitoring, the Weiss line offers a choice. Our commitment to quality extends well beyond the products we provide. Each day we strive to offer our customers responsive service and reliable deliveries, qualities so necessary in today's business climate. Weiss understands the trends of today's market and we look forward to proving our ability to react to the daily challenge.

Old World Craftsmanship . . . NEW WORLD TECHNOLOGY
Since 1882

INDEX

	Page
Industrial Thermometers	3
Six Inch and Thrift Line Industrial Thermometers	4
Six Inch Hot & Chilled Water, Hot Water Bimetal and General Purpose Thermometers	5
Bimetal Dial Thermometers	6
Vapor Actuated Dial Thermometers	7
Digital Vari-angle Thermometers	8
Vari-angle Digital Transmitter and Infra-red Thermometer	9
Surface Thermometers and Sprinkler Service Gauges	10
Lead Free Gauges & Accessories	11
Digital Process Pressure Gauges	12
Trade Line and HVAC Pressure Gauges	13
Industrial Pressure Gauges	14
Process Pressure Gauges	15
Stainless Steel Industrial Gauges	16
Low Pressure Diaphragm Gauges and Tri-o-meters	17
Diaphragm Seals	18
Gauge Accessories and Temperature/Pressure Test Plugs	19

INDUSTRIAL GLASS THERMOMETERS

The Weiss 7" and 9" Vari-angle® is molded of GE Valox® polyester, 40% glass/mineral reinforced. This particular material has excellent strength, impact and stiffness properties which makes it perfect for the toughest applications. Some of the uses are process piping, tanks, pipelines in building construction, boilers and air ducts. The Vari-angle is a versatile thermometer that can be adjusted easily for optimum readability. Furnished in ranges up to and including 300°F.

® Vari-angle is a registered trademark of Weiss Instruments, Inc.

FILL: Weiss "Blue Ribbon Liquid" is non-toxic and environmentally safe.

CASE: Modern V-shape design with parts molded of GE Valox polyester, in black textured finish. Heavy glass protected front firmly secured against rattles by spring action.

STEM: For 3 1/2" stems only and ranges up to and including 300°F, the stem material is a precision die cast Zamac alloy. For ranges above 300°F, bulb chamber is a precision machined aluminum alloy with copper plated steel stem extension. *For Separable Socket connections only.*

® Valox is a registered trademark of the General Electric Co.



ari-angle AIR DUCT THERMOMETERS

9" SCALE	CAT NO.
3 1/2" STEM	9VD35
6" STEM	9VD6
9" STEM	9VD9
12" STEM	9VD12

ADD RANGE CODE FROM RANGE TABLE LISTING. **EX: 9VD6-180 (RANGE 30-180F)** ABOVE CAT. NUMBERS INCLUDE A REVERSIBLE DUCT MOUNTING FLANGE.

ari-angle INDUSTRIAL THERMOMETERS

7" SCALE	CAT NO.
3 1/2" STEM	7VU35
6" STEM	7VU6
9" STEM	7VU9
12" STEM	7VU12

ADD RANGE CODE FROM RANGE TABLE LISTING. **EX: 9VU35-240 (RANGE 30-240F)** ABOVE CATALOG NUMBERS **DO NOT INCLUDE SOCKETS** - ORDER SEPARATELY FROM THERMOWELL TABLE LISTING.

9" SCALE	CAT NO.
3 1/2" STEM	9VU35
6" STEM	9VU6
9" STEM	9VU9
12" STEM	9VU12

ari-angle ALUMINUM IND. THERMOMETERS

9" SCALE	CAT NO.
3 1/2" STEM	A9VU35
6" STEM	A9VU6
9" STEM	A9VU9
12" STEM	A9VU12

ADD RANGE CODE FROM RANGE TABLE LISTING. **EX: 9VD6-180 (RANGE 30-180F)** ABOVE CAT. NUMBERS INCLUDE A REVERSIBLE DUCT MOUNTING FLANGE.

°F RANGES	SCALE DIV.	RANGE CODE
40-0-110°F	2°	110
0-120°F	1°	120
0-160°F	2°	160
30-180°F	2°	180
30-240°F	2°	240
30-300°F	5°	300
50-400°F	5°	400
50-550°F	5°	500

All Ranges 400°F (200°C) and higher are furnished in Aluminum Case.


THERMOWELLS AND ACCESSORIES

STEM LENGTH	BRASS CAT NO.	304SS CAT NO.	316SS CAT NO.	NPT	INSERTION (U)	LAG EXTENSION (L)
3 1/2"	E35-75BS	E35-75SS	E35-75316SS	3/4	2 1/2	—
6"	ER6-75BS	ER6-75SS	ER6-75316SS	3/4	5	—
9"	ER9-75BS	ER9-75SS	ER9-75316SS	3/4	8	—
12"	ER12-75BS	ER12-75SS	ER12-75316SS	3/4	11	—
3 1/2"	ESS35-50BS	ESS35-50SS	ESS35-50316SS	1/2	2	1
3 1/2"	ESS35-75BS	ESS35-75SS	ESS35-75316SS	3/4	2	1
6"	EN6-75BS	EN6-75SS	EN6-75316SS	3/4	2 1/2	2 1/2
9"	ENS9-75BS	ENS9-75SS	ENS9-75316SS	3/4	5 1/2	2 1/2
12"	ENS12-75BS	ENS12-75SS	ENS12-75316SS	3/4	8 1/2	2 1/2

Catalog No. ECC - Brass Cap and Chain Assembly for Test Well

Other Lengths, Materials and NPT Sizes Available - Consult Factory.

SIX INCH INDUSTRIAL THERMOMETERS



The Weiss 6" Navy Class Thermometer is compactly designed, ruggedly constructed and has excellent readability. The blue-reading liquid-in-glass tube maintains accuracy despite vibrations and shock.

This economical thermometer is built for general hydronic applications such as chilled and hot water lines and all small piping networks. It is especially adaptable to equipment operating under continuous vibrating conditions.

FILL: Weiss "Blue Ribbon Liquid" is non-toxic and environmentally safe.

CASE: Attractive modern design; V-shaped gray Valox case. Wide angle construction allows full scale width for easy reading.

STEM ASSEMBLY: Standard fittings of all brass construction which insures proper response to temperature changes. Standard dual threaded socket for 1/2" and 3/4" NPT. Meets all current military specifications (Army, Navy, Air Force).

NAVY CLASS THERMOWELLS

STRAIGHT FORM	CAT NO.	ANGLE FORM	CAT NO.	BRASS	304SS	316SS	STEM	INSERTION U
2" STEM	5SS2	2" STEM	5AS2	E13S-BS	E13S-SS	E13S-316SS	2"	1 5/16"
4" STEM	5SS4	4" STEM	5AS4	E13L-BS	E13L-SS	E13L-316SS	4"	3 5/16"

ADD RANGE CODE FROM RANGE TABLE LISTING. EX: 5AS2-240 (RANGE 30-240F)
 ABOVE CATALOG NUMBERS **DO NOT INCLUDE SOCKETS** - ORDER SEPARATELY
 FROM THERMOWELL TABLE LISTING.

THRIFT LINE THERMOMETERS



Same Features as Navy Class Thermometer except:

STEM & SOCKET ASSEMBLY: All brass stem. Removable socket secured to stem by set-screw. Socket standard in brass with 1/2" NPT.

STRAIGHT FORM	CAT NO. TL5S2
ANGLE FORM	CAT NO. TL5A2

ADD RANGE CODE FROM RANGE TABLE LISTING.
 EX: TL5S2-240 (RANGE 30-240F). ABOVE CATALOG
 NUMBERS **DO NOT INCLUDE SOCKETS** ORDER
 SEPARATELY FROM THERMOWELL TABLE LISTING.

THRIFT LINE THERMOWELLS

CAT NO.	NPT	INSERTION U
SF12-BS	1/2"	1 3/8"
SF34-BS	3/4"	1 3/8"

°F RANGES	SCALE DIV.	RANGE CODE
40-0-110°F	2°	110
20-120°F	2°	120
20-180°F	2°	180
30-240°F	2°	240

SIX INCH HOT & CHILLED WATER THERMOMETERS

The Weiss 6" Hot & Chilled Water Thermometer is our most economical offering in industrial glass thermometers. The unit features components of non-corrosive materials and its compact design and excellent readability makes the HW & CW Series ideal for a variety of general purpose applications. Typical applications include small pipe lines, residential and commercial boilers, solar heating systems.

SCALE LENGTH: 5 1/2"

SCALE: White coated aluminum with permanently baked black markings.

TUBE: Magnifying blue liquid.

CASE: Molded V-shaped GE Valox® in gray textured finish.

RANGE: Hot Water 40-260°F (2° div.) and 5-125°C (1° div.)
Chilled Water -40-110°F (2° div.) and -40-43°C (1° div.)

CONNECTION: Brass 1/2" NPT.

HOT WATER

CHILLED WATER

STRAIGHT FORM	CAT NO. HW5S2	CAT NO. CW5S2
ANGLE FORM	CAT NO. HW5A2	CAT NO. CW5A2

COMPLETE WITH 1/2" NPT BRASS CONNECTION WITH 1-3/8" INSERTION.



HOT WATER BIMETAL DIAL THERMOMETERS

Weiss' most economical offering in the dial thermometers is ideal for a number of general heating applications including small pipelines. Units are furnished with 1/2" NPT brass removable socket or 3/4" sweat connection.

DESCRIPTION	DIAL SIZE	CAT. NO.	RANGE	FITTING
HOT WATER BIMETAL	2 1/2"	HWBM25	32-250 F&C	1/2" NPT
	4"	HWBM40	32-250 F&C	1/2" NPT
	2 1/2"	HWBM25S	32-250 F&C	3/4" SWEAT
	4"	HWBM40S	32-250 F&C	3/4" SWEAT




GENERAL PURPOSE THERMOMETERS

The instruments illustrated here are general purpose type. The group consists of bimetal dial, glass pocket clip and pocket digital thermometers.

DESCRIPTION	CAT. NO.	RANGE
DIAL THERMOMETERS		
POCKET DIAL	PT125	25-125F
POCKET DIAL	PT180	40-0-180F
POCKET DIAL	PT220	0-220F
1 3/4" DIAL	134-160	40-0-160F
1 3/4" DIAL	134-220	0-220F
GLASS THERMOMETERS		
POCKET GLASS	PLC120	30-0-120F
POCKET GLASS	PLC220	0-220F
DIGITAL THERMOMETERS		
POCKET DIGITAL/AUTO OFF	DP300	58-0-302F&C
POCKET DIGITAL/WATER PROOF	DP300A	58-0-302F&C



BIMETAL DIAL THERMOMETERS



Weiss offers a complete line of Commercial Bimetal Thermometers in 2", 3" and 5" dial sizes. All versions are hermetically sealed and silicone dampened for optimum performance in most industrial applications. A recalibration feature is standard on the Vari-angle types. Other 3" and 5" dial forms are available with or without a reset feature for a wider customer choice and savings.

CASE: The entire case assembly is of Type 304 Stainless Steel. To insure a moisture proof unit, the heavy glass face is securely gasketed with the case and bezel assembly, hermetically sealed.

STEM ASSEMBLY: The stem and fixed thread connection is fabricated of stainless steel. All welded construction insures complete corrosion resistance. Model BM, RBM and VBM stem diameter is 1/4" and for 2" dials the fixed thread is 1/4" NPT, 3" and 5" dials are 1/2" NPT.

MODEL 2BM - 2" Angle

CAT NO.	Stem Length*	NPT
2BM25	21/2"	1/4"
2BM4	4"	1/4"
2BM6	6"	1/4"
2BM9	9"	1/4"
2BM12	12"	1/4"

MODEL 3BM, 3" Angle - 3BMS, 3" Straight

CAT NO.	Stem Length*	NPT
3BM25 3BMS25	21/2"	1/2"
3BM4 3BMS4	4"	1/2"
3BM6 3BMS6	6"	1/2"
3BM9 3BMS9	9"	1/2"
3BM12 3BMS12	12"	1/2"

MODEL 5BM, 5" Angle - 5BMS, 5" Str.

CAT NO.	Stem Length*	NPT
5BM25 5BMS25	21/2"	1/2"
5BM4 5BMS4	4"	1/2"
5BM6 5BMS6	6"	1/2"
5BM9 5BMS9	9"	1/2"
5BM12 5BMS12	12"	1/2"

MODEL 3RBM, 3" Angle - 3RBMS, 3" Straight

CAT NO.	Stem Length*	NPT
3RBM25 3RBMS25	21/2"	1/2"
3RBM4 3RBMS4	4"	1/2"
3RBM6 3RBMS6	6"	1/2"
3RBM9 3RBMS9	9"	1/2"
3RBM12 3RBMS12	12"	1/2"

Series RBM with Recalibrator

MODEL 5RBM, 5" Angle - 5RBMS, 5" Str.

CAT NO.	Stem Length*	NPT
5RBM25 5RBMS25	21/2"	1/2"
5RBM4 5RBMS4	4"	1/2"
5RBM6 5RBMS6	6"	1/2"
5RBM9 5RBMS9	9"	1/2"
5RBM12 5RBMS12	12"	1/2"

MODEL 3VBM, 3" Vari-angle

CAT NO.	Stem Length*	NPT
3VBM25	21/2"	1/2"
3VBM4	4"	1/2"
3VBM6	6"	1/2"
3VBM9	9"	1/2"
3VBM12	12"	1/2"



MODEL 5VBM, 5" Vari-angle

CAT NO.	Stem Length*	NPT
5VBM25	21/2"	1/2"
5VBM4	4"	1/2"
5VBM6	6"	1/2"
5VBM9	9"	1/2"
5VBM12	12"	1/2"

*Includes thread. Longer stem lengths available.

NOTE: When ordering Silicone Filled Bimetals add Prefix **SF** to appropriate Catalog No. Ex: **SF5RBM25**

FAHRENHEIT	FIG. INTER.	SCALE DIV.	CELSIUS	FIG INTER.	SCALE DIV.	DUAL SCALE - F&C	
-80/0/120	20°	2°	-50/0/50	10°	1°	-80/0/120F	-60/0/50C
-20/0/120	20°	2°	**0/50	5°	1/2°	-20/0/120F	-30/0/50C
**30/130	10°	1°	0/100	10°	1°	**30/130F	0/55C
0/200	20°	2°	0/150	10°	1°	0/200F	-15/0/90C
0/250	20°	2°	0/200	20°	2°	0/250F	-20/0/120C
50/300	20°	2°	0/300	50°	2°	50/300F	10/150C
50/400	50°	5°	*0/450	50°	5°	50/400F	10/200C
50/550	50°	5°	**100/550	50°	5°	50/550F	10/260C
*100/800	100°	10°				*100/800F	40/425C
**200/1000	100°	10°				**200/1000F	100/540C

* Satisfactory for continuous service up to 800°F or 425°C. Can be used for intermittent service from 800-1000°F or 425-500°C.

** Minimum stem length for these ranges is 4". ** Minimum stem length is 4" Straight and Vari-angle Form.

SEPARABLE SOCKETS FOR 3" AND 5" ONLY					DUCT MOUNTING FLANGES	
	CAT. NO.	STEM LGTH.	INSERT LGTH.		CAT. NO.	INSERTION
3/4" NPT	B25	21/2	11/2		BF3	STANDARD
	B35	4	21/2		BF3-2	EXTENSION NECK
	BR6	6	41/2			
	BR9	9	71/2			
	BR12	12	101/2			
	CAT. NO.	STEM LGTH.	INSERT LGTH.	LAG EXT.		
3/4" NPT	BSS35	4	11/2	13/4		
	BN6	6	21/2	2		
	BN9	9	41/2	3		
	BN12	12	71/2	3		

VAPOR ACTUATED DIAL THERMOMETERS

Offered in 3 1/2" and 4 1/2" dial sizes, these thermometers are furnished in four stainless steel case configurations for direct, surface or panel mounting. The following coding chart illustrates a wide variety of bulb styles, capillaries and process connection fittings. The versatility of configurations makes these thermometers well suited to a wide range of applications including hot and chilled water pipeline systems, tanks and air ducts.

CODE	CATALOG NO.	DESCRIPTION
I	35	CASE SIZE 3 1/2" Case
	45	4 1/2" Case
II	V	CASE TYPE Vari-angle, [®] Direct Mount
	B	Back Flange, Surface Mount
	R	Semi-flush, Panel Mount
	Z	Adjustable Bracket, Remote Mount
III	A	CASE CONNECTION Adjustable
	B	Back Connection
	L	Lower Connection
IV	3	CASE WINDOW Snap in Lexan with "O" Ring
V		THERMAL SYSTEM
		Bulb Type Bulb Material Capillary Material Capillary Protection
	0	Union Copper (Vari-angle only)
	2	Plain Copper Copper Cu. Braid
	3	Plain 316 S.S. 316 S.S. None
	5	Union Copper Copper Cu. Braid
	7	Union 316 S.S. Copper Cu. Braid
	8	Union 316 S.S. 316 S.S. Intlock Armor*
	9	Union 316 S.S. 316 S.S. None
		* At bulb end 3 1/2" long. All systems have S.S. Spring capillary protection at indicating head. No. 5-7 system include S.S. spring at bulb end - S.S. jam nut standard on No. 8-9 system.
VI		BULB SELECTION
		Thermal System No. 5 Thru 9 (Union) Thermal System No. 2 & 3 (Plain) Max. System Len.
		Dia. Length Dia. Length
	1	7/16 2.5" N.A. N.A. 10Ft.
	2*	7/16 3.4" 3/8 3.4 25Ft.
	3*	7/16 5.4" 3/8 4.9 50Ft.
	4	7/16 7.4" 3/8 7.9 99Ft.
	5	7/16 9.4" 3/8 9.4 99Ft.
X	1/8" x 180" Averaging Bulb	
6	N.A. N.A. 3/8 2.5 05Ft.	
	*Only No. 2&3 bulbs are options for Vari-angle.	

STANDARD RANGES*		
-40-0-60F	0-150F	30-300F
-20-0-100F	0-180F	100-350F
-40-0-110F	40-240F	60-260F
*All Ranges available in Dual Scale, F&C.		



VII		PROCESS CONNECTION FITTING
	1	Union Connection 1/2" NPT
	2	Union Connection 3/4" NPT
	3	Separable Socket 1/2" NPT
	4	Separable Socket 3/4" NPT
	5	Separable Socket 1/2" NPT with 2" Lag Extension (No.3 Bulb only)
6	Separable Socket 3/4" NPT with 2" Lag Extension (No.3 Bulb only)	
7	Air Duct Flange, Union Conn., Aluminum only	
9	Plain bulb, no fitting	
VIII		PROCESS CONNECTION MATERIAL
	1	Brass
	2	304 Stainless Steel
	3	316 Stainless Steel
	5	Aluminum (Air Duct Flange only)
	0	None - Plain Bulb
IX	See Example Below	SYSTEM LENGTH SPECIFYING
	A-B	9A - Use 2 digits: EX. 05, 10, 99 for length required. 9B - Use FT for feet, use IN for inches

EXAMPLE FOR OBTAINING COMPLETE CATALOG NUMBER FROM CODES - SERIES VTR

CODE I-IV (HEAD ASSY)	CODE V-VIII (THERMAL SYSTEM)	CODE IX A - B (CAPILLARY LENGTH)
4 5 B L 3	5 2 3 1	0 5 F T
RANGE		
40-240 F		

EXAMPLE FOR OBTAINING COMPLETE CATALOG NUMBER FROM CODES - SERIES VTA

CODE I-IV (HEAD ASSY)	CODE V-VIII (THERMAL SYSTEM)
4 5 V A 3	0 2 3 1
RANGE	
40-0-60 F&C	

DIGITAL VARI-ANGLE THERMOMETER



SPECIFICATIONS

CASE	Hi-impact ABS	
RANGE	-50/300°F -45/150°C	
DISPLAY	1/2" LCD digits, wide ambient formula	
ACCURACY	1% of reading or 1° whichever is greater	
RESOLUTION	1/10° between -19.9/199.9°F (-28/93 °C)	
RECALIBRATION	Internal potentiometer	
LUX RATING	10 Lux (one foot-candle)	
UPDATE	10 seconds	
AMBIENT OPERATING	-30/140°F (-35/60 °C)	
AMBIENT TEMP ERROR	Zero	
HUMIDITY	100%	
SENSOR	Glass passivated thermistor	
STEM ASSEMBLIES	INDUSTRIAL GLASS	BIMETALLIC
	Full conformance with Fed Spec GG-T-321D. Fully interchangeable with Industrial Glass Thermometers.	Full conformance with ASME B40.3-1990. Fully interchangeable with Bimetallic Dial Thermometers.

The Weiss patented* Digital Vari-angle® Thermometer maintains the strict requirements for thermometers in hydronic applications in that they're self-powered and within 1% accuracy. This reliable series of digital thermometers offers the added feature of stem assemblies for direct replacement of mercury-in-glass types where environmental concerns exist. Whether on new installations or replacements, our Vari-angle Digital Thermometers include the same level of quality that the industry associates with the Vari-angle trademark and all Weiss Products.

*Patent No. 5,196,781 ©Vari-angle is a registered trademark of Weiss Instruments, Inc.

CAT. NO.	DESCRIPTION	IDN
DVU35	3 1/2" Industrial Stem	62100
DVU6	6" Industrial Stem	62110
E35-75BS*	3/4" NPT 3 1/2" Socket	20300
ER6-75BS*	3/4" NPT 6" Socket	20500
EN6-75BS*	3/4" NPT 6" Ext. Socket	20501
DVBM25	2 1/2" x 1/2" NPT Stem	62120
DVBM4	4" x 1/2" NPT Stem	62130
DVBM6	6" x 1/2" NPT Stem	62140
DVD6	6" Stem w/ Duct Mtg. Flange	62310
DVD9	9" Stem w/ Duct Mtg. Flange	62320

*For use with DVU thermometers on new installations.



Cat No.	Description	IDN
DVC-4	Outdoor Waterproof Cover (4 pcs per pack)	62410

VARI-ANGLE DIGITAL TEMPERATURE TRANSMITTER

Introducing the first "self-indicating" temperature transmitter that is light powered. Combining Weiss's patented mercury-free Solar Industrial Thermometer with a loop-powered 4 to 20mA transmitter results in a single unit that allows local reading and remote transmitting for HVAC systems, building automation or anywhere local and remote readings are required. Dual sensors offer independent operation for reliability and convenience. The DVUT requires one thermowell which saves time and money without sacrificing performance.



DVUT35

CASE	Hi-impact ABS
RANGE with F/C Switch	-50/300°F (-45/150°C)
DISPLAY	1/2" LCD digits, wide ambient formula
ACCURACY	1% of reading or 1° whichever is greater
RESOLUTION	1/10° between -19.9/199.9°F
RECALIBRATION	Through case potentiometer adjustment
LUX RATING	10 Lux (one foot-candle)
UPDATE	10 seconds
AMBIENT OPERATING	-30/140°F (-35/60°C)
AMBIENT TEMP ERROR	Zero
HUMIDITY	100%
SENSOR	Glass passivated thermistor - NTC
STEM ASSEMBLIES	

INDUSTRIAL GLASS

Full conformance with Fed Spec GG-T-321D. Fully interchangeable with Industrial Glass Thermometers

BIMETALLIC

Full conformance with ASME B40.3 - 1990. Fully interchangeable with Bimetallic Dial Thermometers

TRANSMITTER

RANGE	-58/302°F (-50/150°C)
OUTPUT	4 to 20mA
OPERATING AMBIENT	-15/185°F (-25/85°C)
AMBIENT ERROR	.015% Span (°C)
SUPPLY	8.5 to 35VDC
MAX.LOAD RESISTANCE	775Ω with 24VDC Supply
ACCURACY	0.5% of Span
SENSOR	Platinum 100ΩRTD

INFRA-RED THERMOMETER

This Professional Grade Infra-red Thermometer is one of the most advanced units manufactured today. It's easy to use and applicable for almost any temperature measurement, including HVAC balancing, motor temperatures, air conditioning and hot / chilled water pipe lines.



IR921

- 9:1 Ratio
- Laser Pointer
- Pistol Grip Design
- Back Light
- 1% Accuracy
- Auto Off

Cat. No.	Range (Switchable)	IDN
IR921	-58/752°F -50/400°C	60206

SURFACE THERMOMETERS

Spring and Magnet Held Thermometers to monitor the surface temperatures of pipes, motors, engines, tanks, etc.



CAT. NO.	DIAL	RANGE	TYPE
MG25BM	2 1/2"	0 – 500 F&C	Magnet
SP25BM	2 1/2"	0 – 500 F&C	Spring
MG25BM	2 1/2"	30 – 250 F&C	Magnet
SP25BM	2 1/2"	30 – 250 F&C	Spring

SPRINKLER SERVICE GAUGES

The Weiss Fire Protection Sprinkler Gauges are Underwriters Laboratory listed and Factory Mutual approved for fire protection sprinkler service. The 0-300 psi pressure range is used on "wet" systems where water is available to the sprinkler heads.

The 0-80 retard to 250 psi pressure range is used on dry systems where the lines are filled with air pressure until system activation.

SPECIFICATIONS

DIAL SIZE - 3 1/2"

CASE - ABS (POLYCARBONATE)

WINDOW - POLYCARBONATE PUSH-IN

ACCURACY - ASME B40.1 GradeB 3-2-3%

TUBE & SOCKET - BRONZE / BRASS

CONNECTION - 1/4" NPT LOWER

APPROVALS - UL / FACTORY MUTUAL

OPERATING TEMP -40/150°F



Zero Zone indication, a standard feature on these gauges, reduces the potential risk of installing a damaged gauge on your equipment.

CAT NO.	RANGE
SSG-300-4L	0-300 psi (Water)
SSG-080-4L	0-80 Retard to 250 psi (Air)

LEAD FREE GAUGES & ACCESSORIES

SPECIFICATIONS – 4CTSFL

DIAL SIZE - 4 1/2"

CASE - Drawn stainless steel, with push-in Lexan window.

TUBE - Phosphor bronze.

SOLDER CONNECTION - Lead Free.

SOCKET < 0.25% Lead Free Brass

CERTIFICATION - UL in accordance with NSF/ANSI 372

CERTIFICATION NR - 20131004-MH59893

CONNECTION - 1/4" NPT Bottom

DIAL - White coated metal lithographed with black graduations lines and numerals.

POINTER - Slotted adjustable.

ACCURACY - 1% ANSI-ASME B40.1 Grade 1A.

OPERATING TEMPERATURE

Ambient: -40°F to 140°F (-40°C to 60°C)

Media: 140°F (+60°C) Maximum



HVAC PRESSURE GAUGES - WEISS SERIES 4CTSFL

CAT. NO.	RANGES		ANSI/ASME
4CTSFL	0 - 30 PSI	0-160 PSI	B40.1
	0 - 60 PSI	0-200 PSI	
	0-100 PSI	0-300 PSI	

NEEDLE & BALL VALVES FOR HVAC PRESSURE GAUGES

CAT. NO.	SIZE	MATERIAL	RATING
BLC-14LF (Ball Valve)	1/4" FNPT x 1/4" FNPT	Lead Free Brass	600 psi / 300°F
25NVBRLF (Needle Valve)	1/4" FNPT x 1/4" FNPT	Lead Free Brass	600 psi / 300°F

LEAD FREE THERMOWELLS FOR INDUSTRIAL GLASS, BIMETAL DIAL AND DIGITAL THERMOMETERS

CAT NO.	LENGTH	APPLICABLE TO THERMOMETER ITEMS	ANSI/ASME
E35-75BSLF	4 1/4	9VU35, A9VU35, DVU35	B40.2
ESS35-75BSLF	4 1/4	9VU35, A9VU35, DVU35	B40.2
ER6-75BSLF	6 3/4	9VU6, A9VU6, DVU6	B40.2
EN6-75BSLF	6 3/4	9VU6, A9VU6, DVU6	B40.2
B25-75BSLF	2 3/4	5VBM25, 3VBM25	B40.2
B35-75BSLF	4 1/4	5VBM4, 3VBM4	B40.2

DIGITAL PROCESS PRESSURE GAUGES

Advanced Technology in Pressure Measurement

The wide acceptance and success of Weiss Light Powered Instruments is attributed to their high level of quality and reliability as well as an understanding about the impractical nature of changing batteries in industrial applications.



DUGY3

LIGHT POWER
GREEN POWER

- IP65 Weatherproof Housing
- ASME B40.7 Conformance
- User Selector Functions
- 4-20 MA Output
- <10 Lux Rating
- Large Display

SPECIFICATIONS

Case: 41/2" Black Glass Reinforced Thermo Plastic (PBTP) Solid Front Construction, Blow Out Back Safety Design, Weatherproof IP65

Window: Acrylic

Sensor: Gold Plated Ceramic, Kalrez® (chemically resistant) O-Ring Seal

Wetted Materials: 316SS

Ranges: Vacuum to 1,000 psi (See Range Table)

Accuracy: 0.5% Full Scale ASME 40.7 AA (.25% available consult factory)

Ambient Operating: -10–140°F (-10–60°C)

DISPLAY

Type: LCD

Lux Rating: <10 (only one foot-candle)

Resolution: 1/4%

Digits: (4) 5/8" High

Update: One second
Two seconds (under 20 Lux)

USER SELECTOR FUNCTIONS

- Left Units** Select from 4 units of measure PSI, kPa, KG/CM2 or Bar with corresponding Vacuum
- Center Zero** Adjustment ± 4 increments
- Right Avg.** Set reading in average of 1,2,4,8 seconds

316SS Sensor / 316SS Socket 1/4" NPT		316SS Sensor / 316SS Socket 1/2" NPT	
Range	Cat. No.	Range	Cat. No.
15 psi*	DUGY3-015-4L	15 psi*	DUGY3-015-2L
60 psi*	DUGY3-060-4L	60 psi*	DUGY3-060-2L
100 psi*	DUGY3-100-4L	100 psi*	DUGY3-100-2L
200 psi	DUGY3-200-4L	200 psi	DUGY3-200-2L
400 psi	DUGY3-400-4L	400 psi	DUGY3-400-2L
1000 psi	DUGY3-1000-4L	1000 psi	DUGY3-1000-2L

*These Ranges (Items also indicate Vacuum)

Digital Ranges				
Vacuum	psi	kPa	KG/CM2	Bar
30" HG*	15	100	1	1
30" HG*	60	400	4	4
30" HG*	100	700	7	7
–	200	1400	14	14
–	400	2800	28	28
–	1000	7000	70	70
*Metric Reads		-100kPa	76 CM/HG	-1 Bar

HOW TO ORDER – DUGY3 - Range Code - NPT Size - Location - Options

Range	Code	Size	Code	Code
Vac to 15 psi*	015	1/4 Lower	4L	SG
Vac to 60 psi*	060	1/2 Back	2B	T
Vac to 100 psi*	100			
0-200 psi	200			
0-400 psi	400			
0-1000psi	1000			

Ex: DUGY3-060-4L

OPTIONS

- SG-Safety Glass**
- T - 4-20 MA Output**
Starts at zero psi to top of Range

TRADE LINE PRESSURE GAUGES

Weiss TL Gauges are intended for general service conditions, for pressure or vacuum on air, oil, water, gas or other mediums that do not attack brass. TL Gauges are furnished in drawn steel cases, finished in black. The 1 1/2" dials are supplied with 1/8" NPT and 2" dial versions are available with 1/4" or 1/8" NPT connections. All other dial sizes are 1/4" NPT. All gauges conform with ANSI B40.1 accuracy Grade B-2 mid scale.



TO SPECIFY				
CHOOSE CAT. NO. – PLUS RANGE CODE – PLUS CONNECTION				
INDICATES DIAL SIZE	RANGE CODE	RANGE	SIZE & LOCATION	
TL15	1 1/2"	015	0-15	8L = 1/8" Lower
TL20	2"	030	0-30	8B = 1/8" Ctr Back
TL25	2 1/2"	100	0-100	
TL35	3 1/2"	160	0-160	4L = 1/4" Lower
TL45	4 1/2"	200	0-200	
		300	0-300	4B = 1/4" Ctr Back
		400	0-400	
		600	0-600	
		VAC	0-30" HG	
		V30	30-0-30	
		V60	30-0-60	
		V100	30-0-100	
		V150	30-0-150	


Ex: TL25 – 100 – 4L

PRESSURE		
RANGE	GRADUATIONS	FIG. INTERVAL
0-15	0.5	1
0-30	0.5	5
0-60	1	5
0-100	2	10
0-160	5	20
0-200	5	20
0-300	5	30
0-400	10	50
0-600	10	50
COMPOUND		
30-0-15	1" Hg.-0.5p	5" Hg.-3p
30-0-30	1" Hg.-1p	10" Hg.-5p
30-0-60	2" Hg.-1p	10" Hg.-10p
30-0-100	5" Hg.-2p	15" Hg.-10p
30-0-150	5" Hg.-2p	30" Hg.-20p
VACUUM		
30"-0	0-5" In. Hg.	5" In. Hg.

HVAC PRESSURE GAUGES

Weiss 4 1/2" CTS/CTA Pressure Gauges are designed to meet the standard specifications for Heating, Cooling and Air Conditioning applications. The CTS has a stainless steel case for stem mount and the CTA is an aluminum back flange case for either stem or surface mounting. Both versions conform with ANSI B40.1 accuracy Grade 1A.


- POINTER:** Balanced adjustable aluminum.
- DIAL:** White coated metal, lithographed with black graduation lines and numerals.
- MOVEMENT:** Brass construction.
- BOURDON TUBE & SOCKET:** Phosphor bronze bourdon. Brass stock socket 9/16" square wrench surface and 1/4" NPT lower connection. Soft-soldered construction.



PRESSURE			COMPOUND		
RANGE	GRADUATIONS	FIG. INTERVAL	RANGE	GRADUATIONS	FIG. INTERVAL
0-15	0.2	1	30-0-15*	1" Hg.-0.5p	10" Hg.-5p
0-30	0.5	5	30-0-30	1" Hg.-0.5p	10" Hg.-10p
0-60	1	5	30-0-60	1" Hg.- 1p	10" Hg.-10p
0-100	1	10	30-0-100	2" Hg.- 1p	30" Hg.-20p
0-160	2	20	30-0-150*	2" Hg.- 2p	30" Hg.-20p
0-200	2	20	30-0-300*	10" Hg.- 5p	30" Hg.-50p
0-300	5	50			
0-400	5	50			
0-600	10	50			
			VACUUM		
			30"-0	0-5" In. Hg.	5" In. Hg.

*In the 4CTA-1 Gauge these ranges are not available.

INDUSTRIAL PRESSURE GAUGES



The Weiss Series 088 Gauges are ideal for use on boilers, compressors, pumps, and any industrial applications that require a heavy duty internal gauge. Our 4 1/2" case styles have a glass window, solid back with safety blow out disc standard. Available in two case styles—Style B: Aluminum Back Flange and Style N: Aluminum No Flange, all have 1/4" NPT lower mount connection. Optional 1/2" NPT available.

TO SPECIFY					
SIZE	CAT. NO.	CASE STYLE	NPT	MOUNT	RANGE
4 1/2"	4PG-1	B - Back Flange	1/4"	LM*	—
4 1/2"	4UG-1	N - No Flange	1/4"	LM	—
Ex: 4PGN-1 1/4" LM 0-160psi			*LM - Lower Mount		

CAT. NO.	POINTER	RANGE LIMITS	BOURDON TUBE	MOVEMENT	SOCKET	ACCURACY
PG-1	SLOTTED ADJUSTABLE	VACUUM THRU 0-600 psi	"C" PHOSPHOR BRONZE SILVER BRAZED JOINTS	BRASS BUSHED ROTARY	BRASS	1% ANSI GRADE A
UG-1	MICROMETER ADJUSTABLE	VACUUM THRU 0-600 psi	"C" PHOSPHOR BRONZE SILVER BRAZED JOINTS	STN. STL. BUSHED ROTARY	BRASS	1/2 of 1% ANSI GRADE 2A

PRESSURE			COMPOUND		
RANGE	GRADUATIONS	FIG. INTERVAL	RANGE	GRADUATIONS	FIG. INTERVAL
0-15	0.1	1	30-0-15	0.5" Hg.- 0.2p	5"Hg.-3p
0-30	0.2	5	30-0-30	1" Hg.-0.5p	10" Hg.- 5p
0-60	0.5	5	30-0-60	1" Hg.- 1p	10" Hg.-10p
0-100	1	10	30-0-100	2" Hg.- 1p	10" Hg.-10p
0-160	1	20	30-0-150	5" Hg.- 2p	10"Hg.- 20p
0-200	2	20	30-0-300	5" Hg.- 2p	30"Hg.- 25p
0-300	2	50	VACUUM		
0-400	5	50	30"-0	0.2" In. Hg.	5" In. Hg.
0-600	5	50			

PROCESS PRESSURE GAUGES

The 4 1/2" Process Gauge is designed for those severe service applications where operator safety is a factor. This solid front gauge is equipped with a solid wall separating the indicating dial from the bourdon tube and a blow-out back which will release from the case if the bourdon tube should rupture.

Available with phosphor bronze/brass, 316 stainless steel or monel internals, liquid-filled or dry construction, this gauge is ideally suited for the requirements of the Process, Power and Chemical Industries. This high quality gauge offers the benefit of field filling without any additional kits or accessories.



NF4UGY1

NF4UGY1 NON-FILLED / LF4UGY1 LIQUID FILLED

- SOCKET:** Brass
- BOURDON TUBE:** Phosphor bronze - C tube to 600 psi. AISI 316 stainless steel coiled tube 1000 psi and above.
- CONNECTING JOINTS:** Silver brazed
- MOVEMENT:** Bushed stainless steel
- DIAL:** White aluminum, black & red markings (psi & kPa)
- POINTER:** Black aluminum, micrometer adjustable
- CASE:** Black reinforced thermoplastic fiberglass
- WINDOW:** Acrylic
- RING:** Reinforced polypropylene
- GASKETS:** Ethylene propylene
- ACCURACY:** 0.5% ASME B40.1 Grade 2A
- CONNECTIONS:** 1/4" or 1/2" NPT lower
- CAT. NO. LF4UGY1:** Lower connection only.

NF4UGY2 NON-FILLED / LF4UGY2 LIQUID FILLED

- SOCKET:** AISI 316 stainless steel
- BOURDON TUBE:** AISI 316 S.S. - C tube to 600 psi. Coiled tube 1000 psi and above.
- CONNECTING JOINTS:** Welded
- MOVEMENT:** Bushed stainless steel
- DIAL:** White aluminum, black & red markings (psi & kPa)
- POINTER:** Black aluminum, micrometer adjustable
- CASE:** Black reinforced thermoplastic fiberglass
- WINDOW:** Acrylic
- RING:** Reinforced polypropylene
- GASKETS:** Ethylene propylene
- ACCURACY:** 0.5% ASME B40.1 Grade 2A
- CONNECTIONS:** 1/4" or 1/2" NPT lower or lower back
- CAT. NO. LF4UGY2:** Lower connection only.

PRESSURE			COMPOUND		
RANGE	GRADUATIONS	FIG. INTERVAL	RANGE	GRADUATIONS	FIG. INTERVAL
0-15	0.1	1	30-0-15	0.5" Hg.-0.2p	5" Hg.-3p
0-30	0.2	5	30-0-30	1" Hg.-0.5p	10" Hg.-5p
0-60	0.5	5	30-0-60	1" Hg.-1p	10" Hg.-10p
0-100	1	10	30-0-100	2" Hg.-1p	10" Hg.-10p
0-160	1	20	30-0-150	5" Hg.-2p	10" Hg.-20p
0-200	2	20	30-0-300	5" Hg.-2p	30" Hg.-25p
0-300	2	50			
0-400	5	50			
0-600	5	50			
0-800	10	100			
0-1000	10	100			
0-1500	10	200			
0-2000	20	200			
0-3000	20	500			
0-5000	50	500			
0-10000	100	1000			
0-20000	200	2000			
			VACUUM		
			bar -1-0	0.01	0.1
			kPa -100-0	1	10
			30"-0	0.2" In. Hg.	5" In. Hg.

STAINLESS STEEL INDUSTRIAL GAUGES



LF251



LF442

Where vibration, corrosion and pulsating conditions exist, the Weiss line of stainless steel cased liquid filled and dry construction industrial pressure gauges are designed to meet the most severe applications. This series of instruments includes a wide range of accuracies, case patterns and construction materials to cover most requirements.

CHOOSE CAT. NO.		PLUS RANGE CODE		PLUS CONNECTION		
INDICATES CONSTRUCTION		RANGE CODE		SIZE & LOCATION		
CAT. NO.	DIAL SIZE	INTERNALS	RANGE CODE	RANGE - psi	kPa	
LIQUID FILL			015	0-15	0-100	4L = 1/4" Lower
LF251	2 1/2"	Bronze	030	0-30	0-200	4B = 1/4" Back
LF252	2 1/2"	316S.S.	060	0-60	0-400	
LF441	4"	Bronze	100	0-100	0-700	2L = 1/2" Lower
LF442	4"	316S.S.	160	0-160	0-1100	2B = 1/2" Back
LF602	6"	316S.S.	200	0-200	0-1400	
			300	0-300	0-2100	
DRY			400	0-400	0-2800	
NF252	2 1/2"	316S.S.	600	0-600	0-4200	
NF401	4"	Bronze	1000	0-1000	0-7000	
NF402	4"	316S.S.	1500	0-1500	0-10,000	
NF601	6"	Bronze	2000	0-2000	0-14,000	
NF602	6"	316S.S.	3000	0-3000	0-21,000	
			5000	0-5000	0-40,000	
			6000	0-6000	0-42,000	
			10000	0-10,000	0-70,000	
			15000	0-15,000	0-100,000	
			20000	0-20,000	0-140,000	
			VAC	0-30" HG	-100-0	
			V30	30"-0-30	-100-200	
			V60	30"-0-60	-100-400	
			V100	30"-0-100	-100-700	
			V150	30"-0-150	-100-1000	
			V200	30"-0-200	-100-1400	
			V300	30"-0-300	-100-2100	

Ex: LF251 – 100 – 4L

Panel Mounting Case Styles available - see Catalog SSG-9/13

LOW PRESSURE DIAPHRAGM GAUGES

Designed for pressures below 15 psi, the Weiss Diaphragm Gauge offers an instrument highly sensitive yet durably constructed. Furnished in black drawn steel cases. Available in 2 1/2" dial size and 1/4" NPT lower or center back connected.

CASE: Black drawn steel, with twist lock polycarbonate window. **DIAPHRAGM:** Copper alloy.

SOCKET: Brass, 1/4" NPT lower or center back connection. **MOVEMENT:** Brass.

DIAL: White coated metal lithographed with black graduations lines and numerals.

POINTER: Balanced design, aluminum in black finish.



SERIES & TYPE	+ RANGE CODE			+ CONNECTION
	TYPE	CODE	RANGE	
DG25C Combination Pressure Dial	C	100	100"WP&60 oz/in	4L (1/4" NPT Lower)
DG25P Pressure Dial	C	145	35"WP&20 oz/in	4B (1/4" NPT Back)
DG25V Vacuum Dial	C	015	15"WP&9 oz/in	
	P	003	0-3 PSI	
	P	005	0-5 PSI	
	P	010	0-10 PSI	
	P	015	0-15 PSI	
	P	030	0-30" WP	
	P	060	0-60" WP	
	P	100	0-100" WP	
	V	030	30-0" WV	
	V	060	60-0" WV	
	V	100	100-0" WV	


Ex: DG25P-005-4L Pressure Dial 0-5 PSI, 1/4" NPT Lower Connection

PRESSURE			COMBINATION		INNER SCALE		OUTER SCALE	
RANGE	GRADUATIONS	FIG. INTERVAL	IN. WATER OUTER SCALE	OZ. WATER INNER SCALE	GRADS	FIGURE INTERVAL	GRADS	FIGURE INTERVAL
0-3psi	0.05	0.5	0-35	0-20	0.5	5.0	0.5	5.0
0-5psi	0.1	1.0	0-15	0-9	0.2	1.0	0.2	3.0
0-10psi	0.1	1.0	0-60	0-35	1.0	5.0	1.0	10.0
inch/water								
0-15	0.2	3.0						
0-30	0.5	5.0						
0-60	1.0	10.0						
0-100	1.0	10.0						
oz.-sq. in.			VACUUM - in water vac.					
0-10	0.1	1.0	RANGE	GRADUATIONS	FIG. INTERVAL			
0-15	0.2	3.0	30-0	0.5	5.0			
0-30	1.0	5.0	60-0	1.0	10.0			
0-100	1.0	10.0	100-0	1.0	10.0			


TRI-O-METERS

The Weiss Tri-o-meter is designed for use on all types of hot water heating systems. One instrument reads the water pressure, water temperature and system head in feet of H₂O. Available in 2 1/2" dial with 1/4" NPT rear connection and 3 1/2" dial with 1/2" NPT lower or rear connected.

Series C	0-75 psi & Ft. of H ₂ O	60-260F&C
H	0-200 psi & kPa	80-320F&C
CAT. NO.	DESCRIPTION	
CTP25R	1/4" NPT Rear	
CTP25RX	1/4" NPT rear x 2" Extension	
CTP40RSX	1/2" NPT Rear	
CTP40L	1/2" NPT Lower	
HTP40RSX	1/2" NPT rear	
HTP40L	1/2" NPT lower	



DIAPHRAGM SEALS



The Weiss line of Diaphragm Seals, in conjunction with Weiss pressure indicators, offers instrumentation that's rugged and carefully calibrated to withstand the most severe industrial, process or OEM service. Our diaphragm seals are available in a variety of metal housing materials and process connection sizes to fit most requirements.

Series DS/DV/DT

Max. Pressure/Temperature Limits: Vacuum thru 2300 psi to 100°F, 1500psi to 200°F, 600 psi to 400°F.

Top Housing: 1/4" or 1/2" NPT (304 S.S. standard)

Diaphragm: 316 L S.S. welded, Viton* or Teflon**

Nuts and Bolts: Stainless Steel

Lower Housing: 1/4" thru 1" NPT

* Viton is furnished for Vacuum, 30 psi and Compound 30-0-15psi ranges.
** Teflon is available for ranges to 200 psi.

Ranges 0-30" HG, 30-0-15 psi, 30-0-30 psi. Silicone Filling only.

Ordering Code: ___ -DS___ - ___ DS=316SS Ex: 25-DS12-50
 A -DV B C D DV=Viton
 -DT DT=Teflon

A. Top Connection
 25 = 1/4" NPT
 50 = 1/2" NPT

B. Flushing/No Flushing
 0 = No flushing conn.
 1 = Flushing conn.

C. Lower Housing Mat'l
 2 = 316 SS

D. Process Conn.
 25 = 1/4" NPT
 50 = 1/2" NPT
 75 = 3/4" NPT
 10 = 1" NPT

LIQUID FILLINGS: Food-Grade Glycerine • Silicone DC200

The Series MD/MN is a compact, lightweight, economical diaphragm seal. The upper and lower housing, as well as the diaphragm, are type 316 stainless steel - all welded together making a one piece integral unit, ideally suited for those applications where space is a factor.

The use of a hermetically sealed, liquid filled pressure gauge in conjunction with either a MD or MN seal protects the indicating gauge from both the process medium and atmospheric conditions, as well as reduces pointer fluctuations due to vibration and pulsation.

Series MD

Opr. Pressure: 60 psi thru 1000 psi

Temperature Limits: -5 to 300°F

Top Connection: 1/4" or 1/2" NPT

Process Connection: 1/4", 1/2" or 3/4" NPT

Ordering Code: ___ -MDN2-___
 A B
 Ex: 25-MDN2-50

A. Top Connection
 25 = 1/4" NP
 50 = 1/2" NPT

B. Process Conn.
 25 = 1/4" NPT
 50 = 1/2" NPT
 75 = 3/4" NPT

Series MN

Opr. Pressure: 100 psi thru 1000 psi

Temperature Limits: -5 to 300°F

Top Connection: 1/4" NPT

Process Connection: 1/4" or 1/2" NPT

Ordering Code: 25-MNN2-___
 X
 Ex: 25-MNN2-25

X. Process Connection
 25 = 1/4" NPT
 50 = 1/2" NPT

GAUGE ACCESSORIES



TABLE 1 - PRESSURE SNUBBERS

STYLE CODE	HOUSING MATERIAL CODE	HOUSING MATERIAL	NPT CODE	NPT	PSI RATING AT 70°F
PSN	B	Brass	25	1/4"	1,500 psi
	S	303 S.S.	50	1/2"	1,500 psi

TABLE 2

POROSITY SYMBOL CODE	TYPE OF SERVICE	PORE OPENING MEAN	PORE OPENING MAX.
E	Water and Light Oil (30 to 225 SSU*)	.0013	.0025
D	Oil (225 to 500 SSU)	.0025	.005
G	Air and other Gases	.0004	.0009

*SSU - Saybolt Seconds Universal Viscosity

For complete Catalog No. use Coding from Table 1 & 2. **EX: PSN-B-25-E** = Brass Housing 1/4" NPT, E Porosity Disc.

NEEDLE VALVES

CAT. NO.	SIZE	MATERIAL	RATING
25NVBR	1/4" NPTF X 1/4" NPTF	Brass	600 psi & 300°F
25NVSS	1/4" NPTF X 1/4" NPTF	304S.S.	4000 psi & 150°F
50NVBR	1/2" NPTF X 1/2" NPTF	Brass	600 psi & 300°F
50NVSS	1/2" NPTF X 1/2" NPTF	304S.S.	4000 psi & 150°F

SYPHONS

CAT. NO.	SIZE	MATERIAL	RATING
SY-14S	1/4" NPTM x 1/4" NPTM	Iron	300 psi & 300°F
SY-14B	1/4" NPTM x 1/4" NPTM	Brass	400 psi & 300°F

NOTE: Angle Syphon available 1/4" NPTM x 1/4" NPTM Brass - **Model ASY-14B** Iron - **Model ASY-14S**
All Syphons Schedule 40. Schedule 80 available on request.

GAUGE COCKS

CAT. NO.	SIZE	MATERIAL	RATING
TC-14	1/4" NPTF x 1/4" NPTF	Brass	200 psi Hydraulic
MTC-14	1/4" NPTF x 1/4" NPTM	Brass	200 psi Hydraulic
LC-14	1/4" NPTF x 1/4" NPTF	Brass	200 psi Hydraulic
BTC-14	1/4" NPTF x 1/4" NPTM	Forged Brass	150 lb. Steam
BMTC-14	1/4" NPTF x 1/4" NPTM	Forged Brass	150 lb. Steam
BLC-14	1/4" NPTF x 1/4" NPTF	Forged Brass	150 lb. Steam
BTC-12	1/2" NPTF x 1/2" NPTF	Forged Brass	150 lb. Steam
BLC-12	1/2" NPTF x 1/2" NPTF	Forged Brass	150 lb. Steam

BALL VALVES

CAT. NO.	SIZE	MATERIAL	RATING
BV25	1/4" NPTF x 1/4" NPTF	Chrome Plated Brass	450 psi & 250°F
MBV25	1/4" NPTF x 1/4" NPTM	Chrome Plated Brass	450 psi & 250°F
BV50	1/2" NPTF x 1/2" NPTF	Chrome Plated Brass	450 psi & 250°F

TEMP/PRESSURE TEST PLUGS

Weiss Temperature/Pressure Plugs allows for quick, efficient and accurate testing of hydronic pipe lines throughout HVAC systems. Offered in both nardel (blue cap) for hot and chilled water and neoprene (red cap) for natural gas.

Weiss plugs are consistently rated at 1000 psi. The self-sealing core insures long life and continuous service.



CAT. NO.	DESCRIPTION	BODY & CAP	IDN
BP25-NR	1/4" NPT Nardel	Brass	90101
BP25-NP	1/4" NPT Neoprene	Brass	90102
BP50-NR	1/2" NPT Nardel	Brass	90103
BP50-NP	1/2" NPT Neoprene	Brass	90104
BP25L-NR	1/4" NPT Nardel w/ 1 3/4" Lag	Brass	90105
BP25L-NP	1/4" NPT Neoprene w/ 1 3/4" Lag	Brass	90106

CAT. NO.	ACCESSORIES	IDN
TPK	Test Kit	90120
GA18	Gauge Adapter	90125
PT220	1" Dial Pocket Test 0/220°F	90130
PT125	1" Dial Pocket Test 0/125°F	90110
TL25-030-4L	2 1/2" Gauge 0-30 psi	90131
TL25-160-4L	2 1/2" Gauge 0-160 psi	90134



BP50-NR

BP25L-NR

Send for Weiss Literature to match your specific application.



WEISS INSTRUMENTS, INC.
905 WAVERLY AVE., HOLTSVILLE, NEW YORK 11742
TEL: 631-207-1200 • FAX: 631.207.0900
www.weissinstruments.com

Distributed by:



Old World Craftsmanship . . . NEW WORLD TECHNOLOGY
Sales Representatives in all Principal Cities • Since 1882